

The SOURCE

A publication of the
Information Technology Services
Division

May 2002

Using MnSCU List Servs

Information relating to ISRS is sent to institution staff using the MnSCU List Servers. There are a variety of lists available, with each being specific to the different work areas and tasks within an institution. These list servs can also be used to exchange information between MnSCU institutions in finding compatible policies, how-to questions, current issues, etc. List servers can be a great communication tool and are widely used.

To view a listing of all current list servs, use the following link:
<http://www.its.mnscu.edu/technical/listservlists.html>

Inside this issue:

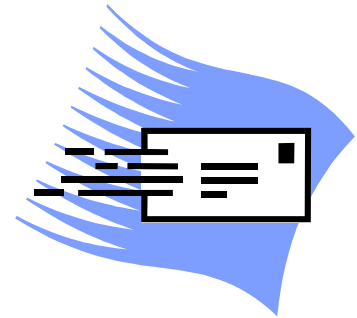
MnSAT Programming	2
Data Management News	3
Message from the Editor	4

Subscribing to a List Serv

Use the following steps to subscribe to a MnSCU list.

1. Create a new mail message.
2. Turn your auto-signature option off.
3. In the **To:** field, enter lists@lists.mnscu.edu
4. Leave the subject field blank.
5. In the message area, type **subscribe [listname]**.


For example, to subscribe to The SOURCE list serve, you would type **subscribe source**.



Un-subscribing from a List Serv

If your e-mail address is changing, it is important to un-subscribe from all list servs to which you are a member prior to your e-mail address changing. Once your e-mail address has changed, you should re-subscribe under your new e-mail address! Use the following steps to unsubscribe.

1. Create a new mail message.
2. Turn your auto-signature option off.
3. In the **To:** field, enter lists@lists.mnscu.edu
4. Leave the subject field blank.
5. In the message area, type **unsubscribe [listname]**.



MnSAT Programming

Novell Technical Overview Series



This year, [Minnesota Satellite & Technology \(MnSAT\)](#) was able to bring a variety of programs to the MnSCU campuses using its digital satellite network. These programs ranged from a program about E-Student Services to programs about a Virtual Library to daily programming from the legislature. By far, the programming that gained MnSAT the most attention was the Novell Technical Overview Series.

The Novell Technical Overview Series consisted of six, one-hour long programs. The topics were different for each show, but all related to Novell products. Over the course of this past school year, Novell engineer Doug Splinter, with the aid of a PowerPoint presentation, talked about Planning a ZENworks install, NetWare 6 features and benefits, Planning a NetWare 6 upgrade, Novell Portal features and benefits, Secure Login and IFolder/IPrint/Netdevice.

Each session was broadcast live and contained a section for live questions and answers. Although only a few campuses took advantage of the live feature of the show by asking questions, most of the campuses videotaped each program.

The idea for the series came from Patti Hals of MnSCU, Dan Aldrich of Novell and Mark Thomas from MnSCU's Office of Instructional Technology. They wanted to get information to the IT people on each campus in a cost effective manner. MnSCU picked up the cost of the satellite space while Novell paid for the production costs. In order to keep production costs to a minimum, Novell produced its own programs by supplying content, by making its own graphics using PowerPoint software and by using an experienced presenter who was able to host an hour long program on his own. MnSAT devised a way to keep crew costs down and the show was born.



Many campuses are looking forward to seeing Novell continue the series next year. Many would also like to see demonstrations as part of the presentations. Because of the expertise of Doug Splinter, last month's program used existing Microsoft software to demonstrate the secure login. Towards the end of this month, next year's series will be planned.

MnSAT is always looking for ways to use the satellite network. If you have ideas about programming and ways to finance it, please let us know. We can be reached at mnsat@so.mnscu.edu.

BE SURE TO WATCH THE LAST PROGRAM IN THE SERIES!

Tuesday, May 21 at 1:00 PM

"IFolder/IPrint/Netdevice"

On the MnSAT digital network, channel 12

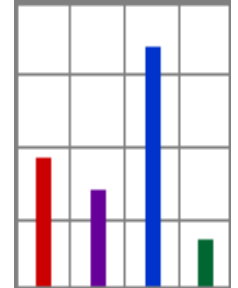
Data Management News

Two documents have been added to the Replicated Data Security section <http://www.its.mnscu.edu/data/replicated/security/index.html>. One lists the tables and the security group the tables are in, and the other lists the security groups and the tables within the group.

Management Reports

Fiscal year 2003 reports are now available for many of the Student Indicator Reports

- ▶ Student FYE - 007STU FYE and Hourly Enrollment by Course Level
- ▶ FYE by Reg Method - 018STU FYE and Hourly Enrollment by Registration Method
- ▶ FYE by Tuition Type - 023STU Enrollment by Residence Status
- ▶ Students by Ethnic - 024STU Enrollment by Ethnic Group
- ▶ Students by Age - 027STU Enrollment by Age Range
- ▶ Students by Gender - Enrollment by Gender
- ▶ Students by Adm Stat - Enrollment by Admission Status



If you have any questions or do not think the data in a report is accurate, please contact: Gerry Rushenberg at gerry.rushenberg@so.mnscu.edu or 651-296-5263.

Brio and MnSCU Data Warehouse Training

Training has been completed for the Brio/Perkins Reporting sessions. There were nine sessions with approximately 75 attendees. These sessions were beneficial to those who attended and to the Data Management group. Thanks to Mary Jacquart and Lloyd Petri for coordinating this effort. Comments have been very positive. We are now in the process of developing sessions for financial and human resource reporting.

Helpful Hints

- ✓ **To cancel query processing:** press and hold the [Alt] and [End] keys at the same time
- ✓ **View data structure:** from Query section, right mouse click on the Table label. Select Detail view
- ✓ **Sign-On:** If the logon screen has a lag time, press the Esc key. It will enable the screen right away
- ✓ **To see the calculation of a column:** Highlight column (click gray bar on top of column) right mouse click and select Modify.

Known Problems

- ❗ **Dr. Watson error:** When closing a Brio Insight document, some users get a Dr. Watson error which then closes down Netscape. It appears to be PC specific but the cause has not been identified. The solution has been to rebuild/reload the PC
- ❗ **Log on error:** When trying to logon/connect to Brio some users get a message "Unable to connect to page or unable to locate page."
Cause: This site is closed to IPs outside of MnSCU or MnSCU campuses that have changed their IP addresses without informing Office of the Chancellor network staff about the change. For assistance contact: Denise Brandt at denise.brandt@csu.mnscu.edu or 651-917-4737.
- ❗ **Netscape Version:** Netscape 6.nn is not working with Brio. If Netscape needs to be installed, install a lower version than 6.nn; version 4.nn does work.

A MESSAGE FROM THE EDITOR



Each month we strive to include informative articles that would be of interest to our readers. If you have any suggestions or requests for future articles, please contact the editor.

Lisa A. Lundell

Lisa.Lundell@csu.mnscu.edu



A publication of the
Information Technology
Services Division

[ITS Home Page](#)

[1](#) [2](#) [3](#) [4](#)

[Newsletter Home Page](#)